Amerisolar USA | New Energy New World®

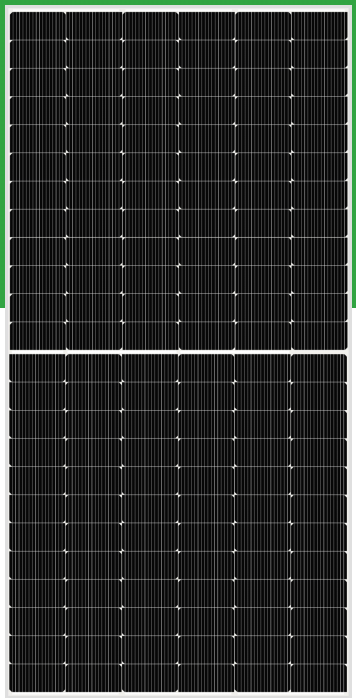

AS-7M144N-BHC
560W~600W

BIFACIAL MONOCRYSTALLINE MODULE

ADVANCED PERFORMANCE & PROVEN ADVANTAGES

- High module conversion efficiency up to 23.22% by using innovative N-type TOPCon cell technology.
- Extremely low LID (light induced degradation) and low annual power degradation ensure higher energy yield during the module's lifetime.
- Low temperature coefficient and excellent performance under high temperature and low light conditions.
- Robust aluminum frame ensures the modules to withstand wind loads up to 2400Pa and snow loads up to 5400Pa.
- High reliability against extreme environmental conditions (passing salt mist, ammonia and hail tests).
- Potential induced degradation (PID) resistance.

CERTIFICATIONS

- IEC 61215, IEC 61730, CE
- ISO 9001:2015: Quality management system
- ISO 14001:2015: Environmental management system
- ISO 45001:2018: Occupational health and safety management system

SPECIAL WARRANTY

- 20 years product warranty
- 30 years linear power output warranty

Passionately committed to delivering innovative energy solution

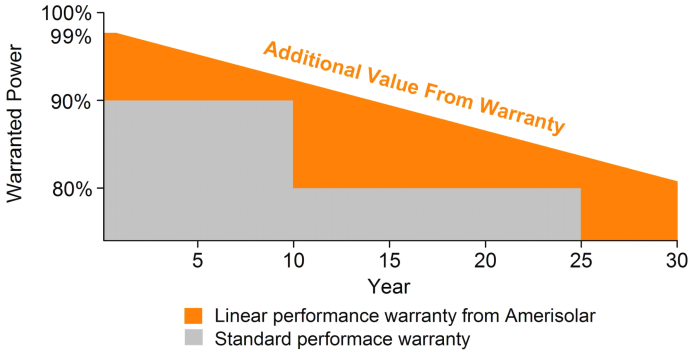

ELECTRICAL CHARACTERISTICS AT STC

Maximum Power (P_{max})	560W	565W	570W	575W	580W	585W	590W	595W	600W
Open Circuit Voltage (V_{OC})	50.4V	50.6V	50.8V	51.0V	51.2V	51.4V	51.6V	51.8V	52.0V
Short Circuit Current (I_{SC})	14.04A	14.09A	14.14A	14.19A	14.24A	14.29A	14.34A	14.39A	14.44A
Voltage at Maximum Power (V_{mp})	42.2V	42.4V	42.6V	42.8V	43.0V	43.2V	43.4V	43.6V	43.8V
Current at Maximum Power (I_{mp})	13.28A	13.33A	13.39A	13.44A	13.49A	13.54A	13.59A	13.65A	13.70A
Module Efficiency (%)	21.68	21.87	22.07	22.26	22.45	22.65	22.84	23.02	23.22
Operating Temperature	-40°C to +85°C								
Maximum System Voltage	1500V DC								
Fire Resistance Rating	Class C								
Maximum Series Fuse Rating	30A								

STC: Irradiance 1000W/m^2, Cell temperature 25°C, AM1.5; Tolerance of Pmax: ±3%; Measurement Tolerance: ±3%

ELECTRICAL CHARACTERISTICS AT NOCT

Maximum Power (Pmax)	421W	425W	429W	433W	437W	441W	445W	449W	454W
Open Circuit Voltage (VOC)	47.9V	48.1V	48.3V	48.5V	48.7V	48.9V	49.1V	49.3V	49.5V
Short Circuit Current (ISC)	11.37A	11.41A	11.45A	11.49A	11.53A	11.57A	11.61A	11.65A	11.69A
Voltage at Maximum Power (Vmp)	39.7V	39.9V	40.1V	40.3V	40.5V	40.7V	40.9V	41.1V	41.3V
Current at Maximum Power (Imp)	10.61A	10.66A	10.70A	10.75A	10.80A	10.85A	10.90A	10.95A	11.00A

NOCT: Irradiance 800W/m^2, Ambient temperature 20°C, Wind Speed 1 m/s

ELECTRICAL CHARACTERISTICS WITH DIFFERENT REAR SIDE POWER GAIN (EXAMPLE: AS-7M144N-BHC-570W)

Power Gain	P_{max}	V_{OC}	I_{SC}	V_{mp}	I_{mp}
10%	627W	50.8V	15.54A	42.6V	14.72A
15%	656W	50.8V	16.25A	42.6V	15.40A
20%	684W	50.8V	16.96A	42.6V	16.06A
25%	713W	50.8V	17.67A	42.6V	16.74A
30%	741W	50.8V	18.36A	42.6V	17.40A

MECHANICAL CHARACTERISTICS

Cell type	Monocrystalline N-type bifacial 182*91mm
Number of cells	144 (6x24)
Module dimensions	2279x1134x30mm
Weight	27.5kg
Front cover	3.2mm AR coated tempered glass
Frame	Anodized aluminum alloy
Junction box	IP68, 3 diodes
Cable	4mm^2, 300mm
Connector	MC4 or MC4 compatible

TEMPERATURE CHARACTERISTICS

Nominal Operating Cell Temperature (NOCT)	43°C±2°C
Temperature Coefficients of Pmax	-0.30%/°C
Temperature Coefficients of VOC	-0.25%/°C
Temperature Coefficients of ISC	0.045%/°C

PACKAGING

Standard packaging	36pcs/pallet
Module quantity per 20' container	180pcs
Module quantity per 40' container	720pcs/740pcs (HQ)

ENGINEERING DRAWINGS

Unit: mm



Front

Side

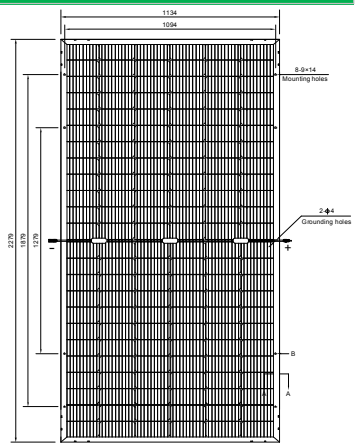

Back

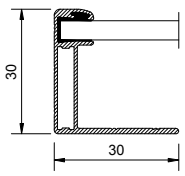

Section A-A

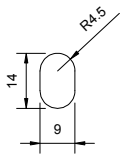

B

Specifications in this datasheet are subject to change without prior notice.

IV CURVES

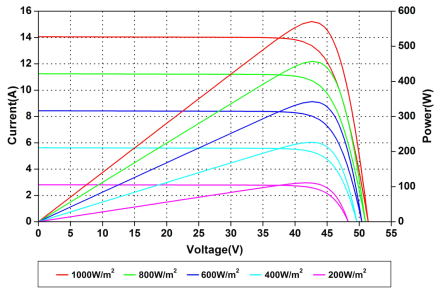

Current-Voltage and Power-Voltage Curves at Different Irradiances

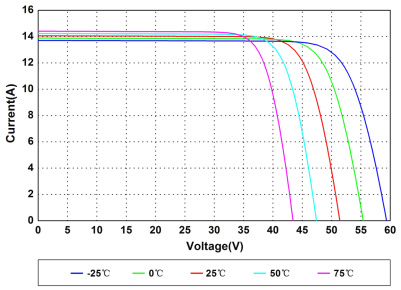

Current-Voltage Curves at Different Temperatures